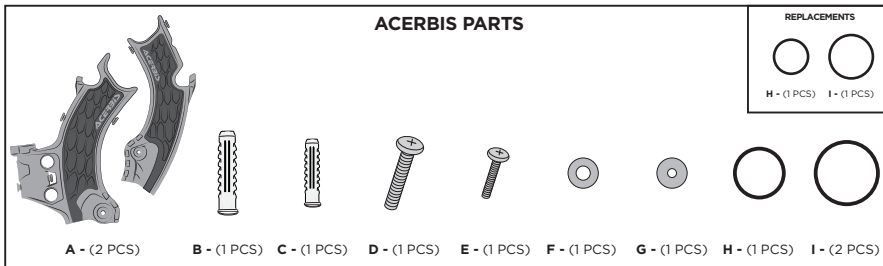


X-GRIP FRAME GUARD HONDA CRF450 2021

PARATELAIO X-GRIP HONDA CRF450 2021

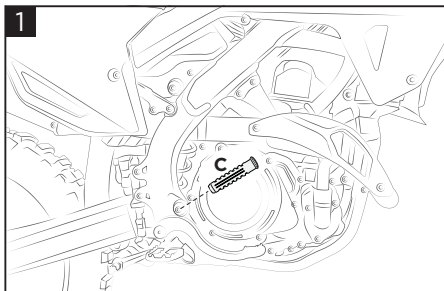
COD. 500007988 REV.1



WARNING

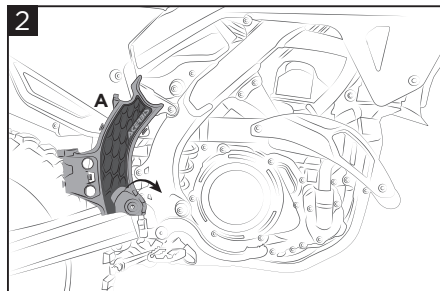
ATTENZIONE: Si consiglia vivamente di rimuovere periodicamente il prodotto per la pulizia e la manutenzione.

ATTENTION: Highly recommended to remove product periodically for cleaning maintenance.



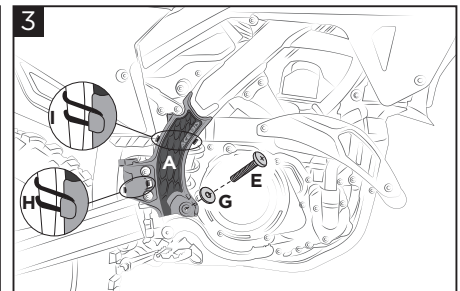
1

Insert the plug (C) on the right side of the frame.
Inserire il tassello (C) nel lato destro del telaio.



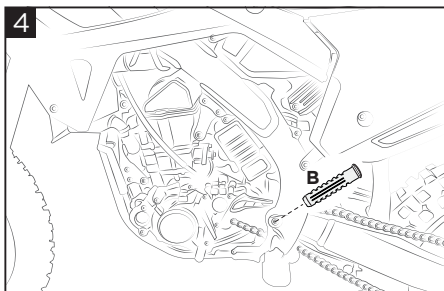
2

Mount the right frame guard (A).
Posizionare il paratelaio destro (A).



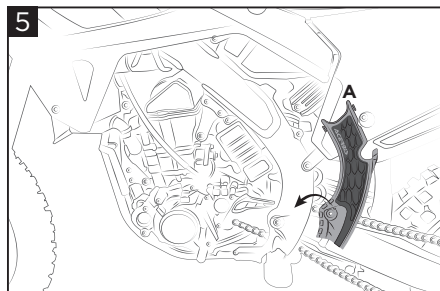
3

Tighten the screw (E) with the washer (G) and tighten the O-rings (H) and (I).
Avvitare la vite (E) con la rondella (G) e fissare i due O-ring (H) e (I).



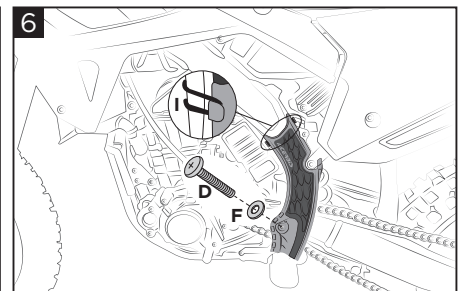
4

Insert the plug (B) on the left side of the frame.
Inserire il tassello (B) nel lato sinistro del telaio.



5

Mount the left frame guard (A).
Posizionare il paratelaio sinistro (A).



6

Tighten the screw (D) with the washer (F) and tighten one big O-ring (I).
Avvitare la vite (D) con la rondella (F) e fissare un O-ring grande (I).

WARNING!

Follow mounting instruction exactly. Ensure that the mounting is secure before riding. These handguards will not prevent injury in the event of a crash. They are designed to protect the hands from cold weather. Be sure that you follow the instruction for installing the handguards. Do not ride with a broken tie wrap. Check to be sure the throttle and other controls are free every time you ride. Failure to heed instruction and this warning could lead to interference with the controls, loss of control of the motorcycle, and an accident.

EUROPE

ACERBIS ITALIA S.P.A.
VIA SERIO, 37
24021 ALBINO (BG)
ITALY

U.S.A.

ACERBIS U.S.A. INC.
MAIL P.O. BOX 2030
SUN VALLEY, ID 83353
SHIP 110 LINDAY CIRCLE
KETCHUM, ID 83340
U.S.A.

UNITED KINGDOM

ACERBIS U.K LTD
UNIT 2 LUTON ENTERPRISE PARK
SUNDON PARK ROAD
LUTON, BEDFORDSHIRE LU3 3GU
GREAT BRITAIN